

Modular Ice Cube Maker

SKOPE ID: Half Dice - SPIKA MS410 A HD & Full Dice - SPIKA MS410 A FD

Dimensions: 760mm (W) x 620mm (D) x 762mm (H)

Ice Production: 405kg per 24h (Air temperature 21°C, Water temperature 15°C)

Storage Capacity: Separate Storage Bin Required




Description

Modular ice maker producing crystal-clear ice cubes, production 405kg/24 hours with reduced water usage and electricity. R452A refrigerant - a 45% reduction in GWP (global warming potential) over previous R404A. Suitable for bars and smoothie bars that require high volumes of ice. New electronic control enhances the performance and adapts to extreme climates, rated to 43 degrees Celsius. ITV patented Anti Scale Spray System works to avoid Limescale deposits and reduces vibrations. The modular unit is stackable with the addition of a connection kit accessory. Side and Rear ventilation system allows machine to be built-in (ventilation clearances required). The never-stop motor pump from ITV is designed without seals to prevent deterioration in hard water regions. Requires separate storage bin - SILO storage bins offer up to 800kg of capacity and a stacking kit that lets you achieve ultimate space utilisation. Filter systems need to be installed with the ice machine to protect the 2-year parts and Labour warranty. Best suited to: Restaurants, Clubs / Pubs / Bars, Hospitality / Venues, Accommodation.

Supplied Accessories



Recommended Bins



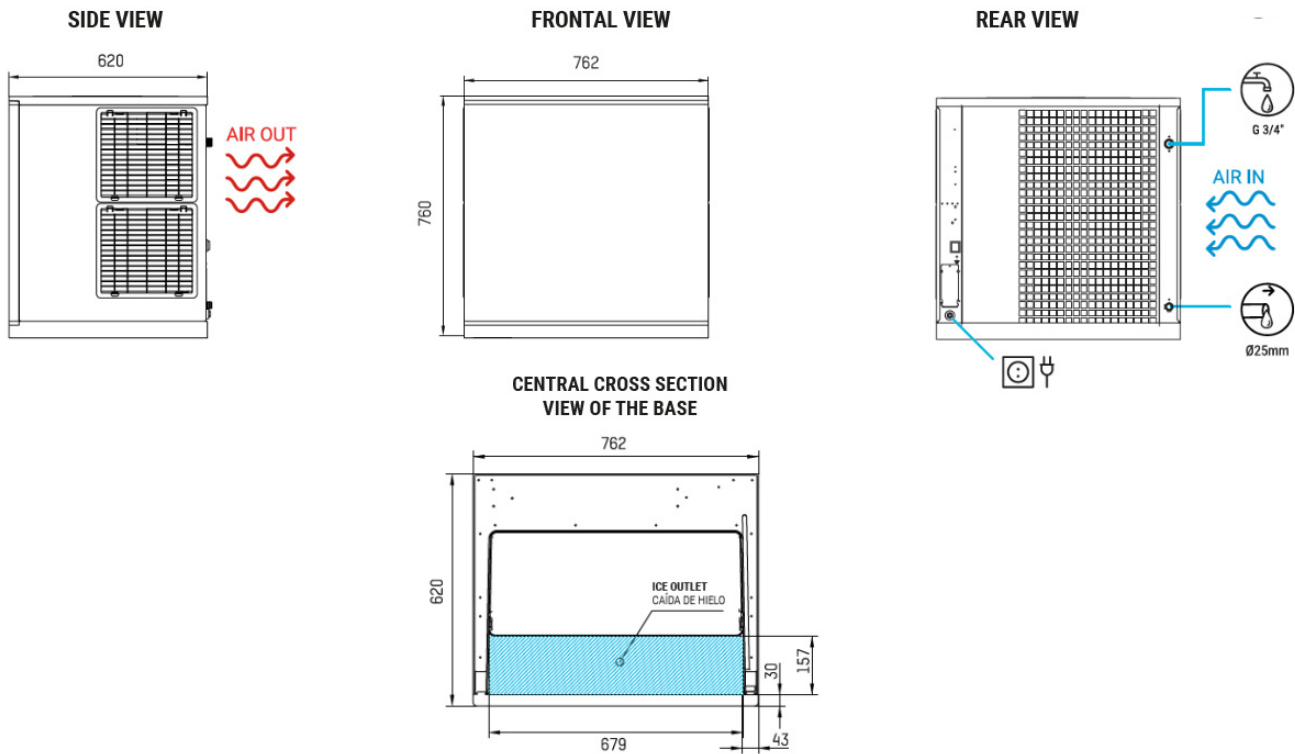
Warranty



Watermark

A Watermark approved* water filter, suitable for the water type at the place of installation must be used. SKOPE can provide a water filter that protects the Ice Maker, and ensures proper function and high quality ice production. Service or repair due to absence of a suitable water filter will not be covered by SKOPE warranty. Contact SKOPE for more information.

*Watermark approval is only applicable to Australian installations. Elsewhere, a suitable water filter must be used



Cabinet

Type	SPIKA
Finish	AISI 304 Stainless Steel
Modular/Self Contained	Modular

Dimensions

	External	Packed
Height (mm)	762	874
Width (mm)	760	836
Depth (mm)	620	635
Footprint (m ³)	0.53	

Weight

	Machine	Packed
Gross (kg)	105	110

Performance & Operating Conditions

Max. Operating Temp.	43	
Air Temperature	10°C - 43°C	
Water Temperature	5°C - 38°C	
Recommended Water Pressure	1 bar / 6 bar	
	Full Dice	Half Dice
Litres of Water p/h	17	17
100kg Kwh	9.9	9.9
Plug Set Size	10 Amps	10 Amps
Heat Rejection (W)	3,505	3,505

Dimensions

System Type	Vertical Evaporator System
Refrigerant	R452A

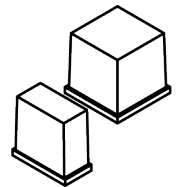
Ice Specifications

	Full Dice	Half Dice
Dimensions (mm)	26 x 23 x 26mm	23 x 11 x 26mm
Ice cubes per cycle	400	800

Ice cube storage capacity (kg) Separate Storage Bin Required. Choose from S220, S350, S400, S500, SCS150, SCS300, SCD400, SCD600 & SD800 Bins.

Ice Production per 24 hour cycle (kg)

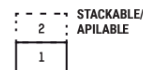
		Water temperature			
		10°C	15°C	21°C	30°C
Air temperature	10°C	424	412	395	397
	21°C	413	405	386	368
	32°C	359	333	301	284
	43°C	293	259	232	217



Optional Accessories

Stacking Kit	Spika MS220 or MS410 (Part No. ITV6586)*
Water Filter	Water Filter Kit for Modular (Part No. SXX11698)
Water Filter	Replacement Cartridge (Part No. SXX11696)**

*Double stacking must be carried out by a qualified technician which will incur an extra charge.
**Two SXX11696 will be required at time of ordering.



SPIKA MS410 A
on the SKOPE website