

GAS TILTING BRATT PAN 900mm

G580-8, G580-8E

- 80L full stainless steel pan
- Manually operated tilting mechanism
- Optional electric power tilting mechanism
- Heavy-duty lid and hinge system
- Galvanized steel chassis
- Stainless steel exterior
- Easy clean
- Easy service
- Fully modular



G580-8

Overall Construction

- Heavy-duty galvanized steel chassis
- Side panels 1.2mm 304 stainless steel
- Splashback 1.2mm 304 stainless steel
- Front panels 0.9mm 304 stainless steel
- Vitreous enamelled pan front cover
- Full stainless steel pan with 2.0mm pan body
- 12mm thick stainless steel even heat pan base
- Large capacity pouring spout
- Heavy-duty spring balanced lid hinge system
- 1.5mm 304 stainless steel lid suitable as bench-top workspace
- Full width stainless steel lid handle
- Manually operated pan lift handwheel with fold-away handle
- Electrically powered pan tilting option
- 63mm dia. heavy-duty stainless steel legs with adjustable feet

Controls

- Large easy use control knobs - heat resistant reinforced
- Easy view control settings on knobs
- Single control for power and heating control
- Indicator lights for power and heating
- Quarter turn water valve control for ease of use
- Automatic pilot ignition and flame failure fitted
- 50-320°C electric thermostatic burner control
- Over temperature safety cut-out
- Fold away handle on manual pan tilt
- Pan up and down switches on electric pan tilt

Cleaning and Servicing

- Seamless full stainless steel pan with rounded corners
- Easy clean stainless steel exterior panels
- Easy connection access via front service panels
- Service friendly lid hinge system
- Access to all parts from front of unit

GAS TILTING BRATT PAN 900mm

G580-8, G580-8E

Specifications

Burner

Single 6 bar stainless steel burner 72MJ/hr

Gas power

72MJ/hr, 20kW

Pan

Cooking surface 780mm x 450mm, 3510cm²
215mm deep

Gas connection

R 3/4 (BSP) male

All units supplied with Natural and LP gas regulator

Water connection

Cold water connection

1/2" tube connection via 15mm crox fitting

550kpa, 80psi max water pressure

Electrical connection

220-240Vac, 50/60Hz, 1A, 1P+N+E

3 pin 10A plug cordset fitted

Dimensions

Width 900mm

Depth 812mm

Height 915mm

Incl. splashback 1085mm

With lid open 1566mm

Nett weight

170kg

Packing data

1.03m³, 236kg

Width 945mm

Depth 870mm

Height 1255mm

Gas types

Available in Natural gas and LP gas, please specify when ordering

Units supplied complete with gas type

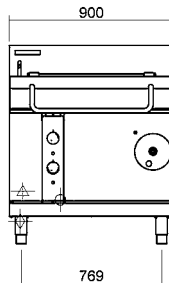
conversion kits

Other gas types on request

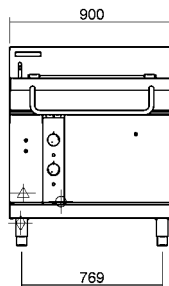
Options

Joining caps

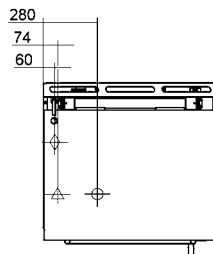
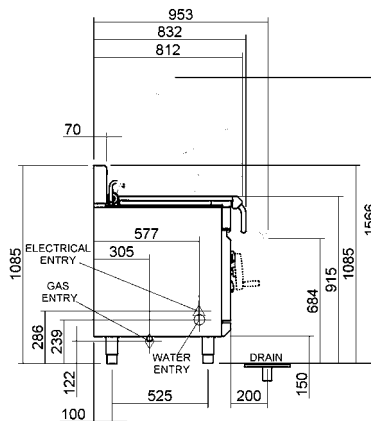
G580-8



G580-8E



G580-8, G580-8E



moffat.com.au

moffat.co.nz

Australia

moffat.com.au

Moffat Pty Limited

Victoria/Tasmania

740 Springvale Road

Mulgrave, Victoria 3170

Telephone +613-9518 3888

Facsimile +613-9518 3833

vsales@moffat.com.au

New South Wales

Telephone +612-8833 4111

nswsales@moffat.com.au

South Australia

Telephone +613-9518 3888

vsales@moffat.com.au

Queensland

Telephone +617-3630 8600

qldsales@moffat.com.au

Western Australia

Telephone +618-9413 2400

wasales@moffat.com.au

New Zealand

moffat.co.nz

Moffat Limited

Rolleston

45 Illinois Drive

Izone Business Hub

Rolleston 7675

Telephone +64 3-983 6600

Facsimile +64 3-983 6660

sales@moffat.co.nz

Auckland

Telephone +64 9-574 3150

sales@moffat.co.nz



Cert. No. 6923

In line with policy to continually develop and improve its products, Moffat Limited reserves the right to change specifications and design without notice.

© Copyright Moffat Ltd
AN.BSE.01.19/1620

an Ali Group Company



The Spirit of Excellence