

Worktop cupboards without upstand

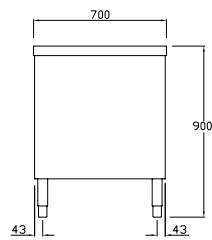
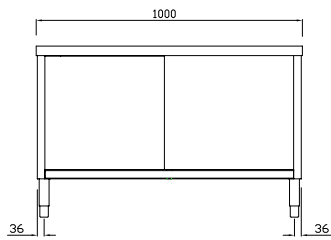
The range consists of worktop cupboards with sliding doors and without upstand, varying in length from 1000 to 2000 mm. The inner space may be used to store crockery and other kitchen utensils.



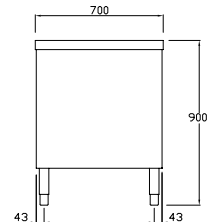
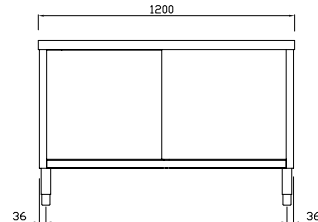
132657

- Made entirely from stainless steel with welded construction for maximum strength.
- Inner welded frame in stainless steel to guarantee superior strength and stability.
- The 50 mm high worktop in 304 AISI stainless steel, incorporates a layer of 18 mm sound deadening material, has upturned edges to protect the kitchen worker.
- Reinforced side and base panel in 304 AISI stainless steel.
- The worktop cupboards are equipped with an intermediate shelf that can be positioned at three different heights.
- The worktop cupboards can be mounted on 125 mm diameter castors (2 with brakes) using the optional accessory kit.
- Ideal for use in the centre of the kitchen either on their own or back to back.
- The sound-deadened sturdy sliding doors on tracks located flush to the front of the frame.
- Easy access to the cupboard interior on all lengths guaranteed by the use of only 2 doors.
- All panel edges are upturned to guarantee the safety of the kitchen worker.
- 200 mm high AISI 304 stainless steel feet, 54 mm in diameter, adjustable by -50/+30 mm.
- All models comply with the more strict international standards as far as hygiene and cleanability are concerned.

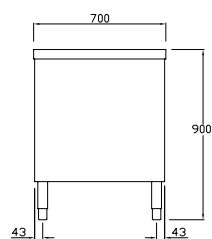
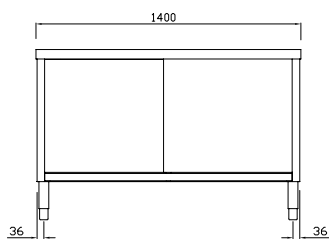
132655



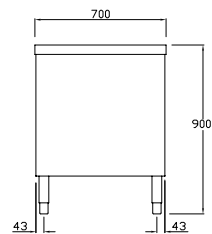
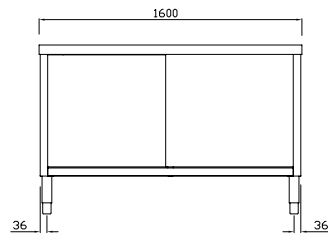
132656



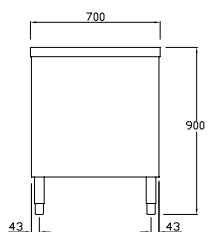
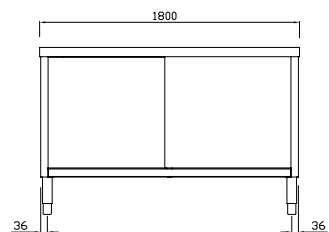
132657



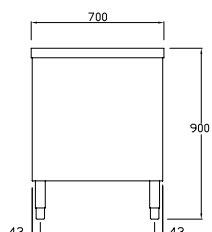
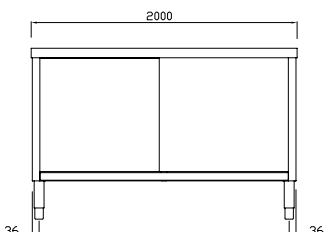
132658



132659



132660



Electrolux standard preparation

Worktop cupboards without upstand

ACAG010

2010-05-28

Subject to change without notice

	MTN1000P 132655	MTN1200P 132656	MTN1400P 132657	MTN1600P 132658	MTN1800P 132659	MTN2000P 132660
TECHNICAL DATA						
External dimensions - mm						
width	1000	1200	1400	1600	1800	2000
depth	700	700	700	700	700	700
height	900	900	900	900	900	900
Worktop thickness - mm						
	50	50	50	50	50	50
Internal cupboard dimensions - mm						
width	910	1110	1310	1510	1710	1910
depth	645	645	645	645	645	645
height	597	597	597	597	597	597
Net weight - kg.						
	50	55	60	65	70	75
ACCESSORIES						
SET OF 4 WHEELS (2 WITH BRAKE) D. 125 MM						
	855880	855880	855880	855880	855880	855880