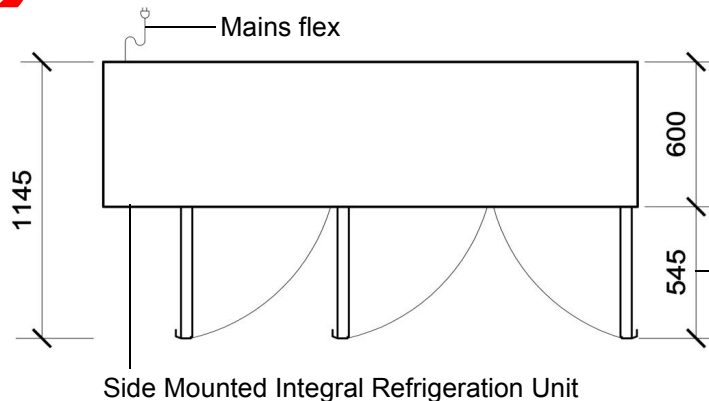


CC500i-2

SKOPE GEN 2: Slimline Counter Chiller
3 Door INTEGRAL

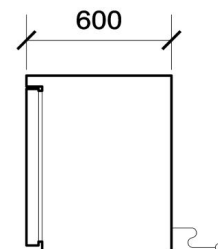
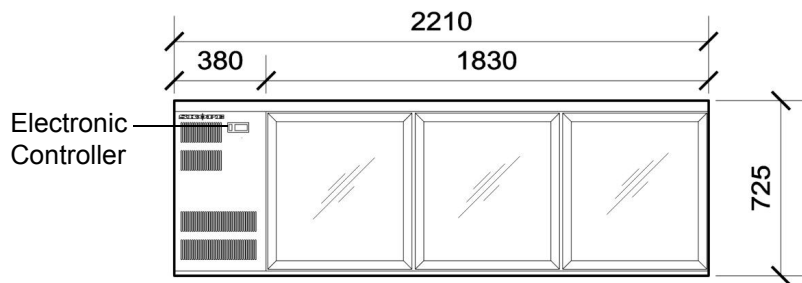


CABINET DIMENSIONS

| | External | Internal |
|--------------------|--------------------|----------|
| Height: | 725mm* | 545mm |
| Width: | 2210mm | 1730mm |
| Depth: | 600mm | 485mm |
| Floor area: | 1.33m ² | |

* Height excludes castors or legs

Double Glazed Swing Doors Shown



Copyright © 2007 SKOPE Industries Limited

CABINET SPECIFICATIONS

| | |
|------------------------------------|--|
| Refrigeration system: | Electronic controlled, side mounted, integral refrigeration unit |
| Refrigerant: | R134a / 425 g |
| Nominal capacity: | 581 Watts |
| Cabinet internal volume: | 517 litres |
| Insulation: | 50mm polyurethane foam |
| Cabinet temperature range: | +1°C to +4°C in 32°C ambient |
| Drainage: | No plumbing required |
| Electrical: | 230-240 Volts a.c. 50 Hz, single phase supply |
| Internal lighting: | 1 x 35 Watt T5 fluorescent tube (Ø16mm x 1450mm) |
| Internal door opening size: | 3 door openings: 544mm high x 520mm wide |
| Doors - Swing: | Self-closing, double glazed, toughened Low-E safety glass with aluminium extrusion or insulated solid doors |
| Doors - Sliding: | Self-closing, double glazed, toughened Low-E safety glass with black plastic door extrusion and anodised aluminium outer frame |
| Worktop (optional): | Optional 20mm high stainless steel worktop with 65mm fascia |
| Shelves: | Adjustable height, white plastic coated, steel wire shelves - two per door |

SKOPE Industries Limited reserve the right to alter specifications without notice.

Rev 1.0 May 2007 edition



SKOPE INDUSTRIES LIMITED



New Zealand Freephone: 0800 947 5673, Fax: (03) 983 3896. Australian Freephone: 1800 121 535, Freefax: 1800 121 533

Email: enquiry@skope.co.nz Website: www.skope.co.nz