



Modular Cooking Range Line 900XP 2-Hot Plates Electric Boiling Top

ITEM # _____
MODEL # _____
NAME # _____
SIS # _____
AIA # _____



391039 (E9ECED2Q00) 2-Hot Square Plates (4 kW each) electric Boiling Top
391165 (E9ECED2Q0N) 2-Hot Plate (4 kW each) electric Boiling Top

Short Form Specification

Item No. _____

To be installed on open base installations, bridging supports or cantilever systems. Two 4 kW square cast-iron hot plates hermetically sealed to the one-piece top. Exterior panels of unit in stainless steel with Scotch Brite finish. Extra strength work top in heavy duty 2 mm stainless steel. Right-angled side edges to allow flush-fitting junction between units.

Main Features

- Unit to be mounted on open base cupboards, bridging supports or cantilever systems.
- The two 4kW cast-iron plates are hermetically sealed to the one-piece top. Hot plates with a power of 4kW for each plate.
- The special design of the control knob system guarantees against water infiltration.
- IPX5 water protection.
- Top configuration allows installation on ambient base only (not possible to install on refrigerated nor freezer base).
- Suitable for countertop installation.

Construction

- Unit is 930 mm deep to give a larger working surface area.
- All exterior panels in Stainless Steel with Scotch Brite finishing.
- AISI 304 stainless steel worktop, 2mm thick.
- Model has right-angled side edges to allow flush fitting joints between units, eliminating gaps and possible dirt traps.

APPROVAL: _____



Experience the Excellence
www.electroluxprofessional.com

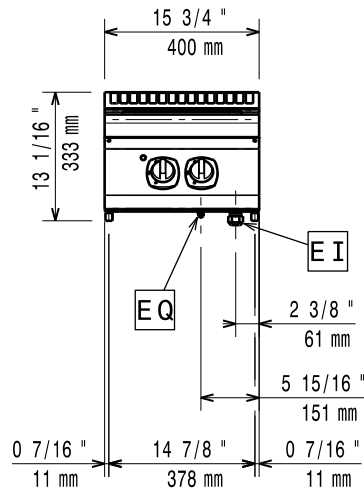


Modular Cooking Range Line
900XP 2-Hot Plates Electric Boiling Top

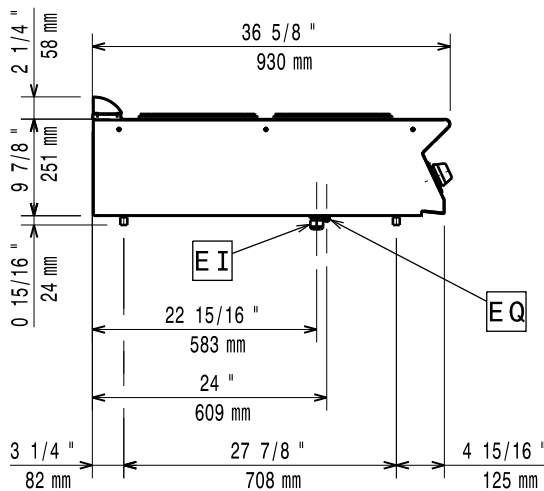
Optional Accessories

• Pair of cast iron plate bars for electric cooking top	PNC 206056	<input type="checkbox"/>
• Junction sealing kit	PNC 206086	<input type="checkbox"/>
• Support for bridge type installation, 800mm	PNC 206137	<input type="checkbox"/>
• Support for bridge type installation, 1000mm	PNC 206138	<input type="checkbox"/>
• Support for bridge type installation, 1200mm	PNC 206139	<input type="checkbox"/>
• Support for bridge type installation, 1400mm	PNC 206140	<input type="checkbox"/>
• Support for bridge type installation, 1600mm	PNC 206141	<input type="checkbox"/>
• Support for bridge type installation, 400mm	PNC 206154	<input type="checkbox"/>
• Water column with swivel arm (water column extension not included)	PNC 206289	<input type="checkbox"/>
• Water column extension for 900 line	PNC 206290	<input type="checkbox"/>
• Chimney upstand, 400mm	PNC 206303	<input type="checkbox"/>
• Back handrail 800 mm	PNC 206308	<input type="checkbox"/>
• Back handrail 1200 mm	PNC 206309	<input type="checkbox"/>
• Chimney grid net, 400mm (700XP/900)	PNC 206400	<input type="checkbox"/>
• Side handrail-right/left hand (900XP)	PNC 216044	<input type="checkbox"/>
• Frontal handrail, 400mm	PNC 216046	<input type="checkbox"/>
• Frontal handrail, 800mm	PNC 216047	<input type="checkbox"/>
• Frontal handrail, 1200mm	PNC 216049	<input type="checkbox"/>
• Frontal handrail, 1600mm	PNC 216050	<input type="checkbox"/>
• Large handrail - portioning shelf, 400mm	PNC 216185	<input type="checkbox"/>
• Large handrail - portioning shelf, 800mm	PNC 216186	<input type="checkbox"/>
• 2 side covering panels for top appliances	PNC 216278	<input type="checkbox"/>

Front

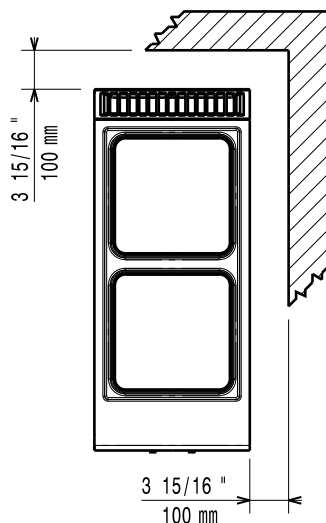


Side



EI = Electrical inlet (power)
 EQ = Equipotential screw

Top



Electric

Supply voltage:

391039 (E9ECED2Q00)

380-400 V/3N ph/50/60 Hz

391165 (E9ECED2Q0N)

230 V/3 ph/50/60 Hz

Total Watts:

8 kW

Predisposed for:

391039 (E9ECED2Q00)

380-400V 3N~ 50/60Hz
 7,5-8kW

Key Information:

Front Plates Power:

4 - 0 kW

Back Plates Power:

4 - kW

Front Plates dimensions:

300x300

Back Plates dimensions:

300x300

External dimensions, Width:

400 mm

External dimensions, Depth:

930 mm

External dimensions, Height:

250 mm

Net weight:

35 kg

Shipping weight:

391039 (E9ECED2Q00)

43 kg

391165 (E9ECED2Q0N)

45 kg

Shipping height:

391039 (E9ECED2Q00)

520 mm

391165 (E9ECED2Q0N)

540 mm

Shipping width:

460 mm

Shipping depth:

1020 mm

Shipping volume:

391039 (E9ECED2Q00)

0.24 m³

391165 (E9ECED2Q0N)

0.25 m³

Certification group:

391039 (E9ECED2Q00)

EH92T

391165 (E9ECED2Q0N)

N9CEI

If appliance is set up or next to or against temperature sensitive furniture or similar, a safety gap of approximately 150 mm should be maintained or some form of heat insulation fitted.